

CEPT RESEARCH AND DEVELOPMENT FOUNDATION FCRA GRANTS & PROJECTS FCRA

Statement of Accounts

F.Y. 2020-21

CEPT RESEARCH AND DEVELOPMENT FOUNDATION FCRA GRANTS & PROJECTS

Balance Sheet as at March 31

				Amount In Rs.	
Funds & Liabilities	2021	2020	Assets	2021	2020
Capital Fund			Fixed Asset	17,47,825	5,36,628
Opening Balance as on 01.04.2020	5,36,628	-	(Schedule D)		
Add: Credited during the year	17,96,049	5,44,841			
Less: Amount transferred to depreciation	(5,84,852)	(8,213)	Loans & Advances	-	77,249
Net Balance	17,47,825	5,36,628	(Schedule A)		
Sundry Credit Balances			Cash & Bank Balance		
(Schedule A)	-	4,86,095	Bank Balance	2,35,584	49,86,991
Statutory Liability	-	4,85,703	Fixed Deposit	7,60,70,706	10,33,06,024
(Schedule B)			Tax deducted at Source	1,56,685	3,43,829
Project Balances	7,83,20,138	11,04,74,776	Accrued Interest	18,57,163	27,32,481
(Schedule C)					
TOTAL	8,00,67,963	11,19,83,202	TOTAL	8,00,67,963	11,19,83,202

FOR, SORAB S. ENGINEER & CO.

FIRM REGISTRATION NO. 110417W

CHARTERED ACCOUNTANTS

Chokshi Shreyas B.


CA. CHOKSHI SHREYAS B.

PARTNER

MEMBERSHIP NO.100892

Date : October 8, 2021

PLACE:- AHMEDABAD



Darshan Parikh

Darshan Parikh

Director

Mansi Mehta

Mansi Mehta

Financial Controller

Ka...

CEPT RESEARCH AND DEVELOPMENT FOUNDATION FCRA GRANTS & PROJECTS

Income and Expenditure Account for the year ended March 31, 2021

				Amount In Rs.	
Expenditure	2020-21	2019-20	Income	2020-21	2019-20
<u>Project Recurring Expenditure</u> (Schedule C)	7,05,34,540	2,16,30,046	<u>Interest Income</u>		
			Interest on Saving Bank A/c	78,037	86,605
			Interest on Fixed Deposit	55,01,009	34,38,258
<u>Depreciation</u> (Schedule D)	5,84,852	8,213	Less : Bank Charges	(1,319)	(1,269)
			Total Interest Income	55,77,727	35,23,594
			Less : Interest Income allocated to Project	55,77,727	35,23,594
				-	-
			Project Fund to the extent of :		
			1) Recurring Expenditure	7,05,34,540	2,16,30,046
			2) Depreciation Fund	5,84,852	8,213
TOTAL	7,11,19,392	2,16,38,259	TOTAL	7,11,19,392	2,16,38,259

FOR, SORAB S. ENGINEER & CO.
FIRM REGISTRATION NO. 110417W
CHARTERED ACCOUNTANTS

Chokshi Shreyas B.

CA. CHOKSHI SHREYAS B.
PARTNER
MEMBERSHIP NO.100892
Date : October 8, 2021
PLACE:- AHMEDABAD



Darshan Parikh

Darshan Parikh
Director

Mahsi Mehta

Mahsi Mehta
Financial Controller

K...

CEPT RESEARCH AND DEVELOPMENT FOUNDATION FCRA GRANTS & PROJECTS

Receipt and Payment Account for the year ending on 31st March, 2021

		Amount In Rs.	
Receipts	2020-21	Payments	2020-21
<u>Opening Bank Balance</u>		<u>Project Expenditure</u>	
Bank of India	49,86,991	Recurring Expenditure	7,05,34,540
Fixed Deposit	10,33,06,024	Capital Expenditure	8,39,467
<u>Fund Received</u>	3,36,77,529	<u>Grant returned</u>	35,887
<u>Interest on saving Bank & Fixed Deposit</u>	64,53,045	<u>Changes in Statutory Liability</u>	4,85,703
<u>Advance Given received</u>	77,249	<u>Changes in credit balances</u>	4,86,095
<u>Tax deducted at source</u>	1,87,144	<u>Closing Bank Balance</u>	
		Bank of India	2,35,584
		Fixed Deposit with Bank	7,60,70,706
Total	14,86,87,982	Total	14,86,87,982

We have examined and found correct the above account as per the books of account, vouchers etc., produced before us and as per the information and explanations given to us.

FOR, SORAB S. ENGINEER & CO.
FIRM REGISTRATION NO. 110417W
CHARTERED ACCOUNTANTS

Chokshi Shreyas B.

CA. CHOKSHI SHREYAS B.
PARTNER

MEMBERSHIP NO.100892

Date : October 8, 2021

PLACE:- AHMEDABAD



Darshan Parikh

Darshan Parikh
Director

Mansi Mehta

Mansi Mehta
Financial Controller

CEPT RESEARCH AND DEVELOPMENT FOUNDATION FCRA GRANTS & PROJECTS
FC-4 for the FY: 2020-21

Sl. No	Name of project/ activity	Previous Balance		Receipt During the Year		Utilised		Balance	
		In Cash	In Kind	In Cash	In Kind	In Cash	In Kind	In Cash	In Kind
(1)	(2)	(4)	(5)	(6)	(7)	(8)	(9)	(10)	(11)
1	G19 SSEF 425 TECH.ASST. GLOBAL COOLING	3,13,609	-	27,002	-	3,40,931	-	(320)	-
2	G19 SSEF 471-Thermal Comfort Prof. of Affordable Hs	43,82,573	-	59,27,615	-	55,67,579	-	47,42,609	-
3	GBPN - Sustainable Bldg.Policies-	10,97,153	-	2,23,932	-	12,77,501	-	43,584	-
4	GBPN - Sustainable Bldg. Policies - Phase 2	-	-	14,54,412	-	1,42,498	-	13,11,914	-
5	GEMdev-Grounded Energy Dev in Global South	-	-	32,45,118	-	32,07,749	-	37,369	-
6	CEI022-Data for Resilient Cities	-	-	2,16,661	-	2,11,181	-	5,479	-
7	CHC007_G_Heritage Borders of Engagement Network (ENGAGE)	-	-	-	-	-	-	-	-
8	CHC010_G_ NTU - 3d Scanner	-	-	-	-	-	-	-	-
9	CUT043_G_Smart-SUT - Grant - GIZ	20,19,630	-	67,64,869	-	87,13,753	-	70,746	-
10	CUL011_G_SUD-SC-GIZ	1,32,48,236	-	1,39,45,704	-	1,54,55,715	-	1,17,38,225	-
11	TSU - Urban Sanitation & FSSM - Maharashtra- BMGF	8,62,35,803	-	50,96,176	-	3,36,56,817	-	5,76,75,162	-
12	Vernacular Furniture - Completion Activity	8,40,651	-	14,42,783	-	18,83,172	-	4,00,262	-
13	Vernacular Furniture Haryana	1,55,360	-	34,461	-	1,89,821	-	0	-
14	Vernacular Furniture - Website/ Portal	-	-	17,51,842	-	14,70,584	-	2,81,259	-
Total		10,82,93,015	-	4,01,30,575	-	7,21,17,301	-	7,63,06,290	-



Particulars	2021	2021	2020	2020
	Debit Balance	Credit Balance	Debit Balance	Credit Balance
Sorab S. Engineer	-	-	350	-
Abhishek P. Ruikar	-	-	14,589	-
Anshula Prehar	-	-	-	89
Daksh Dev	-	-	-	927
Jay Thakkar	-	-	-	7,583
Mansi Sathyanarayan	-	-	52,310	-
Mayur Desai	-	-	-	4,750
Radha Devpura	-	-	-	15,813
Rajan Rawal	-	-	-	2,800
Utkrash Patel	-	-	10,000	-
Utopia Holidays	-	-	-	12,997
Utopia Travel Services	-	-	-	22,337
Total [A]	-	-	77,249	67,296
Provision for Professional Fees		-	-	4,130
Provision for Audit Fees		-	-	1,69,538
Provision for Faculty Remuneration		-	-	2,45,131
Total [B]	-	-	-	4,18,799
Grand Total [C] = [A]+[B]	-	-	77,249	4,86,095



Amount In Rs.

Particulars	2021	2020
Professional Tax Payable	-	1,000
RPFC Payable	-	19,238
TDS Salary Payable	-	13,000
TDS Contractor Payable	-	2,426
GST Payable	-	332
TDS Professional Payable	-	4,49,707
Total A	-	4,85,703



CEPT RESEARCH AND DEVELOPMENT FOUNDATION FCRA GRANTS & PROJECTS


Schedules to the Financial Statements for the year ended 31st March

Schedule C : Project Balance

Amount In Rs.

SR. NO.	PARTICULARS	Balance As At 01.04.2020	CREDITED DURING THE YEAR				DEBITED DURING THE YEAR			Balance As At 31.03.2021
			Grant/ Donation received	Other income credited	Transferred from Projects	Interest Income	Capital Expenditure	Recurring Expenditure	Grant Returned	
1	2	3	4	5	6	7	8	9	10	11
1	G19 SSEF 425 TECH.ASST. GLOBALL COOLING	3,19,855	-	-	-	887	-	2,84,855	35,887	0
2	G19 SSEF 471-Thermal Comfort Prof. of Affordable Hs	45,05,777	55,87,276	-	-	3,15,558	-	55,52,069	-	48,56,542
3	GBPN - Sustainable Bldg.Policies-	10,87,825	1,82,545	-	-	6,586	-	12,30,994	-	45,962
4	GBPN - Sustainable Bldg. Policies - Phase 2	-	14,45,000	-	-	14,110	-	1,42,101	-	13,17,009
5	GEMdev-Grounded Energy Dev in Global South	-	32,45,118	-	-	-	62,083	31,45,666	-	37,369
6	CEIO22-Data for Resilient Cities	-	2,15,750	-	-	1,365	-	2,11,143	-	5,972
7	CHC007_G_Heritage Borders of Engagement Network (ENGAGE)	-	-	-	-	-	-	-	-	-
8	CHC010_G_NTU - 3d Scanner	-	-	-	-	-	-	-	-	-
9	CUT043_G_Smart-SUT - Grant - GIZ	17,53,892	66,68,357	-	-	88,498	48,734	83,59,313	-	1,02,700
10	CUL011_G_SUD-SC-GIZ	1,34,63,019	1,32,03,749	-	-	6,98,627	2,61,370	1,51,13,560	-	1,19,90,465
11	TSU - Urban Sanitation & FSSM - Maharashtra- BMGF	8,83,10,057	-	-	-	43,78,608	4,67,280	3,29,65,320	-	5,92,56,065
12	Vernacular Furniture - Completion Activity	8,16,104	13,91,850	-	-	52,562	-	18,41,277	-	4,19,239
13	Vernacular Furniture Haryana	2,18,247	-	-	-	-	-	2,18,246	-	0
14	Vernacular Furniture - Website/ Portal	-	17,37,884	-	-	20,926	-	14,69,996	-	2,88,814
	TOTAL FUND	11,04,74,776	3,36,77,529	-	-	55,77,727	8,39,467	7,05,34,540	35,887	7,83,20,138

	Previous Year Balance	-	12,91,26,068	-	-	35,23,594	5,44,841	2,16,30,046	-	11,04,74,776
--	------------------------------	----------	---------------------	----------	----------	------------------	-----------------	--------------------	----------	---------------------




CEPT RESEARCH AND DEVELOPMENT FOUNDATION FCRA GRANTS & PROJECTS

Schedules to the Financial Statements for the year ended 31st March

Schedule D : Fixed Asset

Amount In Rs.

Sr.No	Asset	Gross Block				Depreciation				Net Block	
		As at 01.04.20	Addition	Deduction	As at 31.03.21	As at 01.04.20	For the year	Deduction	As at 31.03.21	As at 31.03.2020	As at 31.03.2021
1	Project Assests Computer	5,44,841	17,96,049	-	23,40,890	8,213	5,84,852	-	5,93,065	5,36,628	17,47,825
	Total	5,44,841	17,96,049	-	23,40,890	8,213	5,84,852	-	5,93,065	5,36,628	17,47,825
	Previous Year	-	5,44,841	-	5,44,841	-	8,213	-	8,213	-	5,36,628



**CEPT RESEARCH AND DEVELOPMENT FOUNDATION FCRA GRANTS &
Cash & Bank Balance**

Particulars	Amount In Rs.	
	2020-21	2019-20
Bank Balance		
Savings Account		
Bank of India - 200910110015565	23,773	47,63,757
HDFC - 50100322086262	2,11,812	2,23,234
Total Bank Balance	2,35,584	49,86,991
Fixed Deposit with Bank		
Bank of India	7,60,40,047	1,30,00,000
HDFC Bank Ltd.	30,659	9,03,06,024
Total Fixed Deposit with Bank	7,60,70,706	10,33,06,024
Total Cash and Bank Balance	7,63,06,290	10,82,93,015



Subtotal				7,60,70,706				18,57,159
Sr no	Company Name	Bank Name	FD Number	Deposit Amt	Deposit Date	Maturity Date	ROI (%)	Accrued Interest as on 31.03.2021
1	FCRA - CRDF	HDFC	50300376351582	30,659	24-Mar-21	23-Sep-21	4.40%	30
2	FCRA - CRDF	BOI	200956110008181	10,40,047	30-Aug-20	27-Apr-21	4.75%	29,144
3	FCRA - CRDF	BOI	200956110008676	15,00,000	07-Oct-20	07-Oct-21	5.25%	38,132
4	FCRA - CRDF	BOI	200956110008677	15,00,000	07-Oct-20	07-Oct-21	5.25%	38,132
5	FCRA - CRDF	BOI	200956110008678	15,00,000	07-Oct-20	07-Oct-21	5.25%	38,132
6	FCRA - CRDF	BOI	200956110008679	15,00,000	07-Oct-20	07-Oct-21	5.25%	38,132
7	FCRA - CRDF	BOI	200956110008680	15,00,000	07-Oct-20	07-Oct-21	5.25%	38,132
8	FCRA - CRDF	BOI	200956110008681	15,00,000	07-Oct-20	07-Oct-21	5.25%	38,132
9	FCRA - CRDF	BOI	200956110008682	15,00,000	07-Oct-20	07-Oct-21	5.25%	38,132
10	FCRA - CRDF	BOI	200956110008683	15,00,000	07-Oct-20	07-Oct-21	5.25%	38,132
11	FCRA - CRDF	BOI	200956110008684	15,00,000	07-Oct-20	07-Oct-21	5.25%	38,132
12	FCRA - CRDF	BOI	200956110008685	15,00,000	07-Oct-20	07-Oct-21	5.25%	38,132
13	FCRA - CRDF	BOI	200956110008686	15,00,000	07-Oct-20	07-Oct-21	5.25%	35,785
14	FCRA - CRDF	BOI	200956110008687	15,00,000	07-Oct-20	08-Oct-21	5.25%	35,272
15	FCRA - CRDF	BOI	200956110008688	15,00,000	07-Oct-20	08-Oct-21	5.25%	35,272
16	FCRA - CRDF	BOI	200956110008689	15,00,000	07-Oct-20	08-Oct-21	5.25%	35,272
17	FCRA - CRDF	BOI	200956110008690	15,00,000	07-Oct-20	08-Oct-21	5.25%	35,272
18	FCRA - CRDF	BOI	200956110008691	15,00,000	07-Oct-20	08-Oct-21	5.25%	35,272
19	FCRA - CRDF	BOI	200956110008692	15,00,000	07-Oct-20	08-Oct-21	5.25%	35,272
20	FCRA - CRDF	BOI	200956110008693	15,00,000	07-Oct-20	08-Oct-21	5.25%	35,272
21	FCRA - CRDF	BOI	200956110008694	15,00,000	07-Oct-20	08-Oct-21	5.25%	35,272
22	FCRA - CRDF	BOI	200956110008695	15,00,000	07-Oct-20	08-Oct-21	5.25%	35,272
23	FCRA - CRDF	BOI	200956110008696	15,00,000	07-Oct-20	08-Oct-21	5.25%	35,272
24	FCRA - CRDF	BOI	200956110008697	15,00,000	07-Oct-20	08-Oct-21	5.25%	35,272
25	FCRA - CRDF	BOI	200956110008698	15,00,000	07-Oct-20	08-Oct-21	5.25%	35,272
26	FCRA - CRDF	BOI	200956110008699	15,00,000	07-Oct-20	08-Oct-21	5.25%	35,272
27	FCRA - CRDF	BOI	200956110008700	15,00,000	07-Oct-20	09-Oct-21	5.25%	35,272
28	FCRA - CRDF	BOI	200956110008701	15,00,000	07-Oct-20	09-Oct-21	5.25%	35,272
29	FCRA - CRDF	BOI	200956110008702	15,00,000	07-Oct-20	09-Oct-21	5.25%	35,272
30	FCRA - CRDF	BOI	200956110008703	15,00,000	07-Oct-20	09-Oct-21	5.25%	35,272
31	FCRA - CRDF	BOI	200956110008704	15,00,000	07-Oct-20	09-Oct-21	5.25%	35,272
32	FCRA - CRDF	BOI	200956110008705	15,00,000	07-Oct-20	09-Oct-21	5.25%	35,272
33	FCRA - CRDF	BOI	200956110008706	15,00,000	07-Oct-20	09-Oct-21	5.25%	35,272
34	FCRA - CRDF	BOI	200956110008707	15,00,000	07-Oct-20	09-Oct-21	5.25%	35,272
35	FCRA - CRDF	BOI	200956110008708	15,00,000	07-Oct-20	09-Oct-21	5.25%	35,272
36	FCRA - CRDF	BOI	200956110008709	15,00,000	07-Oct-20	09-Oct-21	5.25%	35,272
37	FCRA - CRDF	BOI	200956110008710	15,00,000	07-Oct-20	09-Oct-21	5.25%	35,272
38	FCRA - CRDF	BOI	200956110008711	15,00,000	07-Oct-20	09-Oct-21	5.25%	35,272
39	FCRA - CRDF	BOI	200956110008712	15,00,000	07-Oct-20	09-Oct-21	5.25%	35,272
40	FCRA - CRDF	BOI	200956110008715	-	07-Oct-20	10-Oct-21	5.25%	35,272
41	FCRA - CRDF	BOI	200956110008716	15,00,000	07-Oct-20	10-Oct-21	5.25%	35,272
42	FCRA - CRDF	BOI	200956110008717	15,00,000	07-Oct-20	10-Oct-21	5.25%	35,272
43	FCRA - CRDF	BOI	200956110008718	15,00,000	07-Oct-20	10-Oct-21	5.25%	35,272
44	FCRA - CRDF	BOI	200956110008719	15,00,000	07-Oct-20	10-Oct-21	5.25%	35,272
45	FCRA - CRDF	BOI	200956110008720	15,00,000	07-Oct-20	10-Oct-21	5.25%	35,272
46	FCRA - CRDF	BOI	200956110008726	15,00,000	07-Oct-20	11-Oct-21	5.25%	35,272
47	FCRA - CRDF	BOI	200956110008731	15,00,000	07-Oct-20	11-Oct-21	5.25%	35,272
48	FCRA - CRDF	BOI	200956110008732	15,00,000	07-Oct-20	11-Oct-21	5.25%	35,272
49	FCRA - CRDF	BOI	200956110008733	15,00,000	07-Oct-20	11-Oct-21	5.25%	35,272
50	FCRA - CRDF	BOI	200956110008735	15,00,000	07-Oct-20	11-Oct-21	5.25%	35,272
51	FCRA - CRDF	BOI	200956110008736	15,00,000	07-Oct-20	11-Oct-21	5.25%	35,272
52	FCRA - CRDF	BOI	200956110008737	15,00,000	07-Oct-20	11-Oct-21	5.25%	35,272
53	FCRA - CRDF	BOI	200956110008738	15,00,000	07-Oct-20	11-Oct-21	5.25%	35,272